



Vaasan yliopisto
UNIVERSITY OF VAASA

OSUVA Open
Science

This is a self-archived – parallel published version of this article in the publication archive of the University of Vaasa. It might differ from the original.

Subdiffusive fractional Black–Scholes model for pricing currency options under transaction costs

Author(s): Shokrollahi, Foad

Title: Subdiffusive fractional Black–Scholes model for pricing currency options under transaction costs

Year: 2018

Version: Publisher's PDF

Copyright Cogent OA, Creative Commons Attribution (CC-BY) 4.0 License

Please cite the original version:

Shokrollahi, F., (2018). Subdiffusive fractional Black–Scholes model for pricing currency options under transaction costs. *Cogent Mathematics and Statistics* 5(1), 1-14. <https://doi.org/10.1080/25742558.2018.1470145>



Received: 16 November 2017
Accepted: 24 April 2018
First Published: 29 May 2018

*Corresponding author: Foad Shokrollahi, Department of Mathematics and Statistics, University of Vaasa, P.O. Box 700, FIN-65101 Vaasa, Finland
E-mail: foad.shokrollahi@uva.fi

Reviewing editor:
Carlo Cattani, University of Tuscia, Italy

Additional information is available at the end of the article

APPLIED & INTERDISCIPLINARY MATHEMATICS | RESEARCH ARTICLE

Subdiffusive fractional Black–Scholes model for pricing currency options under transaction costs

Foad Shokrollahi^{1*}

Abstract: A new framework for pricing European currency option is developed in the case where the spot exchange rate follows a subdiffusive fractional Black–Scholes. An analytic formula for pricing European currency call option is proposed by a mean self-financing delta-hedging argument in a discrete time setting. The minimal price of a currency option under transaction costs is obtained as time-step $\Delta t = \left(\frac{t^{\alpha-1}}{\Gamma(\alpha)}\right)^{-1} \left(\frac{2}{\pi}\right)^{\frac{1}{2\alpha}} \left(\frac{k}{\sigma}\right)^{\frac{1}{\alpha}}$, which can be used as the actual price of an option. In addition, we also show that time-step and long-range dependence have a significant impact on option pricing.

Subjects: Science; Mathematics & Statistics; Applied Mathematics; Statistics & Probability

Keywords: subdiffusion process; currency option; transaction costs; inverse subordinator process

MR Subject classifications: 91G20; 91G80; 60G22

1. Introduction

The standard European currency option valuation model has been presented by Garman and Kohlhagen ($G - K$) (Garman & Kohlhagen, 1983). However, some papers have provided evidence of the mispricing for currency options by the $G - K$ model. The most important reason why this

ABOUT THE AUTHOR

Foad Shokrollahi is a researcher at Department of Mathematics and Statistics, University of Vaasa, Finland. His research interests are Stochastic Processes, Stochastic Analysis, Fractional Brownian motion, and Mathematical Finance.

PUBLIC INTEREST STATEMENT

Subdiffusion refers to a well-known and established phenomenon in statistical physics. One description of subdiffusion is related to subordination, where the standard diffusion process is time-changed by the so-called inverse subordinator. According to the features of the subdiffusion process and the fractional Brownian motion, we propose the new model for pricing European currency options by using the fractional Brownian motion, subdiffusive strategy, and scaling time in discrete time setting, to get behavior from financial markets. Motivated by this objective, we illustrate how to price a currency options in discrete time setting for both cases: with and without transaction costs by applying subdiffusive fractional Brownian motion model. By considering the empirical data, we will demonstrate that the proposed model is further flexible in comparison with the previous models and it obtains suitable benchmark for pricing currency options. Additionally, impact of the parameters on our pricing formula is investigated.

model may not be entirely satisfactory could be that currencies are different from stocks in important respects and the geometric Brownian motion cannot capture the behavior of currency return (Ekvall, Jennergren, & Näslund, 1997). Since then, many methodologies for currency option pricing have been proposed by using modifications of the $G - K$ model (Garman & Kohlhagen, 1983; Ho, Stapleton, & Subrahmanyam, 1995).

All this research above assumes that the logarithmic returns of the exchange rate are independent identically distributed normal random variables. However, in general, the assumptions of the Gaussianity and mutual independence of underlying asset log returns would not hold. Moreover, the empirical research has also shown that the distributions of the logarithmic returns in the financial market usually exhibit excess kurtosis with more probability mass near the origin and in the tails and less in the flanks than would occur for normally distributed data (Dai & Singleton, 2000). That is to say the features of financial return series are non-normality, non-independence, and nonlinearity. To capture these non-normal behaviors, many researchers have considered other distributions with fat tails such as the Pareto-stable distribution and the Generalized Hyperbolic Distribution. Moreover, self-similarity and long-range dependence have become important concepts in analyzing the financial time series.

There is strong evidence that the stock return has little or no autocorrelation. As fractional Brownian motion (*FBM*) has two important properties called self-similarity and long-range dependence, it has the ability to capture the typical tail behavior of stock prices or indexes (Borovkov, Mishura, Novikov, & Zhitlukhin, 2018; Shokrollahi & Sottinen, 2017).

The fractional Black–Scholes (*FBS*) model is an extension of the Black–Scholes (*BS*) model, which displays the long-range dependence observed in empirical data. This model is based on replacing the classic Brownian motion by the fractional Brownian motion (*FBM*) in the Black–Scholes model. That is

$$\hat{V}(t) = \hat{V}_0 \exp\{\mu t + \sigma \hat{B}_H(t)\}, \quad \hat{V}_0 > 0, \quad (1.1)$$

where μ , and σ are fixed, and $\hat{B}_H(t)$ is a *FBM* with Hurst parameter $H \in [\frac{1}{2}, 1)$. It has been shown that the *FBS* model admits arbitrage in a complete and frictionless market (Cheridito, 2003; Shokrollahi & Kılıçman, 2014; Sottinen & Valkeila, 2003; Wang, Zhu, Tang, & Yan, 2010; Xiao, Zhang, Zhang, & Wang, 2010). Wang (2010) resolved this contradiction by giving up the arbitrage argument and examining option replication in the presence of proportional transaction costs in discrete time setting (Mastinšek, 2006).

Magdziarz (2009a) applied the subdiffusive mechanism of trapping events to describe properly financial data exhibiting periods of constant values and introduced the subdiffusive geometric Brownian motion

$$V_\alpha(t) = V(T_\alpha(t)), \quad (1.2)$$

as the model of asset prices exhibiting subdiffusive dynamics, where $V_\alpha(t)$ is a subordinated process (for the notion of subordinated processes please refer to Refs. Janicki and Weron (1993, 1995), Kumar, Wyłomańska, Połoczański, and Sundar (2017), Piryatinska, Saichev, and Woyczynski (2005), in which the parent process $V(\tau)$ is a geometric Brownian motion and $T_\alpha(t)$ is the inverse α -stable subordinator defined as follows:

$$T_\alpha(t) = \inf\{\tau > 0 : Q_\alpha(\tau) > t\}, \quad 0 < \alpha < 1. \quad (1.3)$$

Here, $Q_\alpha(t)$ is a strictly increasing α -stable subordinator with Laplace transform: $E(e^{-\eta Q_\alpha(\tau)}) = e^{-\tau \eta^\alpha}$, $0 < \alpha < 1$, where E denotes the mathematical expectation.

Magdziarz (2009a) demonstrated that the considered model is free-arbitrage but is incomplete and proposed the corresponding subdiffusive *BS* formula for the fair prices of European options.

Subdiffusion is a well-known and established phenomenon in statistical physics. The usual model of subdiffusion in physics is developed in terms of *FFPE* (fractional Fokker-Planck equations). This equation was first derived from the continuous-time random walk scheme with heavy-tailed waiting times (Metzler & Klafter, 2000). It provides a useful way for the description of transport dynamics in complex systems (Magdziarz, Weron, & Weron, 2007). Another description of subdiffusion is in terms of subordination, where the standard diffusion process is time-changed by the so-called inverse subordinator (Gu, Liang, & Zhang, 2012; Guo, 2017; Janczura, Orzeł, & Wyłomańska, 2011; Magdziarz, 2009b, Magdziarz et al., 2007; Scalas, Gorenflo, & Mainardi, 2000, Shokrollahi & Kiliçman, 2014; Yang, 2017).

The objective of this paper is to study the European call currency option by a mean self financing delta hedging argument. The main contribution of this paper is to derive an analytical formula for European call currency option without using the arbitrage argument in discrete time setting when the exchange rate follows a subdiffusive *FBS*

$$S_t = \hat{V}(T_\alpha(t)) = S_0 \exp\{\mu T_\alpha(t) + \sigma \hat{B}_H(T_\alpha(t))\}, \tag{1.4}$$

$$S_0 = \hat{V}(0) > 0.$$

We then apply the result to value European put currency option. We also provide representative numerical results.

Making the change of variable, $B_H(t) = \frac{\mu+r_f-r_d}{\sigma}t + \hat{B}_H(t)$, under the risk-neutral measure, we have that

$$S_t = \hat{V}(R_\beta(t)) = S_0 \exp\{(r_d - r_f)T_\alpha(t) + \sigma B_H(T_\alpha(t))\}, \tag{1.5}$$

$$S_0 = \hat{V}(0) > 0.$$

This formula is similar to the Black-Scholes option pricing formula, but with the volatility being different.

We denote the subordinated process $W_{\alpha,H}(t) = B_H(T_\alpha(t))$, here the parent process $B_H(\tau)$ is a *FBM* and $T_\alpha(t)$ is assumed to be independent of $B_H(\tau)$. The process $W_{\alpha,H}(t)$ is called a subdiffusion process. Particularly, when $H = \frac{1}{2}$, it is a subdiffusion process presented in Karipova and Magdziarz (2017), Kumar et al. (2017), and Magdziarz (2010).

Figure 1 shows typically the differences and relationships between the sample paths of the spot exchange rate in the *FBS* model and the subdiffusive *FBS* model.

The rest of the paper proceeds as follows: In Section 2, we provide an analytic pricing formula for the European currency option in the subdiffusive *FBS* environment and some Greeks of our pricing model are also obtained. Section 3 is devoted to analyze the impact of scaling and long-range dependence on currency option pricing. Moreover, the comparison of our subdiffusive *FBS* model and traditional models is undertaken in this section. Finally, Section 4 draws the concluding remarks. The proof of Theorems are provided in Appendix.

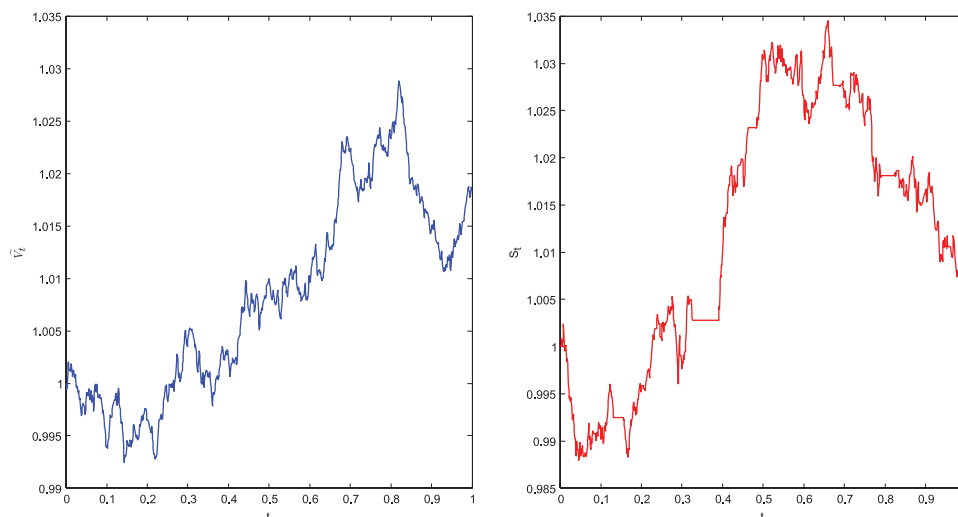
2. Pricing model for the European call currency option

In this section, we derive a pricing formula for the European call currency option of the subdiffusive *FBS* model under the following assumptions:

- (i) We consider two possible investments: (1) a stock whose price satisfies the equation:

$$S_t = S_0 \exp\{(r_d - r_f)T_\alpha(t) + \sigma W_{\alpha,H}(t)\}, \quad S_0 > 0, \tag{2.1}$$

Figure 1. Comparison of the spot exchange rate' sample paths in the FBS model (left) and the subdiffusive FBS model (right) for $r_d = 0.03, r_f = 0.02, \alpha = 0.9, H = 0.8, \sigma = 0.1, S_0 = 1$.



where $\alpha \in (\frac{1}{2}, 1), H \in [\frac{1}{2}, 1), \alpha + \alpha H > 1$, and r_d , and r_f are the domestic and the foreign interest rates, respectively. (2) A money market account:

$$dF_t = r_d F_t dt, \tag{2.2}$$

where r_d shows the domestic interest rate.

- (ii) The stock pays no dividends or other distributions, and all securities are perfectly divisible. There are no penalties to short selling. It is possible to borrow any fraction of the price of a security to buy it or to hold it, at the short-term interest rate. These are the same valuation policy as in the BS model.
- (iii) There are transaction costs that are proportional to the value of the transaction in the underlying stock. Let k denote the round trip transaction cost per unit dollar of transaction. Suppose U shares of the underlying stock are bought ($U > 0$) or sold ($U < 0$) at the price S_t , then the transaction cost is given by $\frac{k}{2} |U| S_t$ in either buying or selling. Moreover, trading takes place only at discrete intervals.
- (iv) The option value is replicated by a replicating portfolio Π with $U(t)$ units of stock and riskless bonds with value $F(t)$. The value of the option must equal the value of the replicating portfolio to reduce (but not to avoid) arbitrage opportunities and be consistent with economic equilibrium.
- (v) The expected return for a hedged portfolio is equal to that from an option. The portfolio is revised every Δt and hedging takes place at equidistant time points with rebalancing intervals of (equal) length Δt , where Δt is a finite and fixed, small time-step.

Remark 2.1. From Guo and Yuan (2014), Magdziarz (2009c), we have $E(T_\alpha^m(t)) = \frac{t^{m\alpha} \Gamma(\alpha)}{\Gamma(m\alpha + 1)}$. Then, by using α -self-similar and non-decreasing sample paths of $T_\alpha(t)$, we can obtain that α -self-similar and non-decreasing sample paths of $T_\alpha(t)$,

$$\begin{aligned} E(\Delta T_\alpha(t)) &= E(T_\alpha(t + \Delta t) - T_\alpha(t)) \\ &= \frac{1}{\Gamma(1+\alpha)} [(t + \Delta t)^\alpha - t^\alpha] = \frac{t^{\alpha-1}}{\Gamma(\alpha)} \Delta t. \end{aligned} \tag{2.3}$$

and

$$E((\Delta B_H(T_\alpha(t)))^2) = \left[\frac{t^{\alpha-1}}{\Gamma(\alpha)} \right]^{2H} \Delta t^{2H}. \tag{2.4}$$

Let $C = C(t, S_t)$ be the price of a European currency option at time t with a strike price K that matures at time T . Then, the pricing formula for currency call option is given by the following theorem.

Theorem 2.1. $C = C(t, S_t)$ is the value of the European currency call option on the stock S_t satisfied (1.5) and the trading takes place discretely with rebalancing intervals of length Δt . Then, C satisfies the partial differential equation

$$\frac{\partial C}{\partial t} + (r_d - r_f)S_t \frac{\partial C}{\partial S_t} + \frac{1}{2} \hat{\sigma}^2 S_t^2 \frac{\partial^2 C}{\partial S_t^2} - r_d C = 0, \tag{2.5}$$

with boundary condition $C(T, S_T) = \max\{S_T - K, 0\}$. The value of the currency call option is

$$C(t, S_t) = S_t e^{-r_f(T-t)} \Phi(d_1) - K e^{-r_d(T-t)} \Phi(d_2), \tag{2.6}$$

and the value of the put currency option is

$$P(t, S_t) = K e^{-r_d(T-t)} \Phi(-d_2) - S_t e^{-r_f(T-t)} \Phi(-d_1), \tag{2.7}$$

where

$$d_1 = \frac{\ln\left(\frac{S_t}{K}\right) + (r_d - r_f)(T - t) + \frac{\hat{\sigma}^2}{2}(T - t)}{\hat{\sigma}\sqrt{T - t}},$$

$$d_2 = d_1 - \hat{\sigma}(t)\sqrt{T - t}, \tag{2.8}$$

$$\hat{\sigma}^2 = \sigma^2 \left[\left(\frac{t^{\alpha-1}}{\Gamma(\alpha)} \right)^{2H} \Delta t^{2H-1} + \sqrt{\frac{2}{\pi}} \frac{k}{\sigma} \left(\frac{t^{\alpha-1}}{\Gamma(\alpha)} \right)^H \Delta t^{H-1} \right], \tag{2.9}$$

where $\Phi(\cdot)$ is the cumulative normal distribution function.

In what follows, the properties of the subdiffusive FBS model are discussed, such as Greeks, which summarize how option prices change with respect to underlying variables and are critically important to asset pricing and risk management. The model can be used to rebalance a portfolio to achieve the desired exposure to certain risk. More importantly, by knowing the Greeks, particular exposure can be hedged from adverse changes in the market by using appropriate amounts of other related financial instruments. In contrast to option prices that can be observed in the market, Greeks cannot be observed and must be calculated given a model assumption. The Greeks are typically computed using a partial differentiation of the price formula.

Theorem 2.2. The Greeks can be written as follows:

$$\Delta = \frac{\partial C}{\partial S_t} = e^{-r_f(T-t)} \Phi(d_1), \tag{2.10}$$

$$\nabla = \frac{\partial C}{\partial K} = -e^{-r_d(T-t)} \Phi(d_2), \tag{2.11}$$

$$\rho_{r_d} = \frac{\partial C}{\partial r_d} = K(T - t) e^{-r_d(T-t)} \Phi(d_2), \tag{2.12}$$

$$\rho_{r_f} = \frac{\partial C}{\partial r_f} = -S_t(T - t) e^{-r_f(T-t)} \Phi(d_1), \tag{2.13}$$

$$\Theta = \frac{\partial C}{\partial t} = S_t r_f e^{-r_f(T-t)} \Phi(d_1) - K r_d e^{-r_d(T-t)} \Phi(d_2) + S_t e^{-r_f(T-t)} \sigma^2 (\alpha - 1) \frac{t^{\alpha-2} H\left(\frac{t^{\alpha-1}}{\Gamma(\alpha)}\right)^{2H-1} \Delta t^{2H-1}}{\widehat{\sigma} \sqrt{T-t}} (T-t) \Phi'(d_1) + S_t e^{-r_f(T-t)} \sqrt{\frac{2}{\pi}} k \sigma (\beta - 1) \frac{t^{\alpha-2} H\left(\frac{t^{\alpha-1}}{\Gamma(\alpha)}\right)^{H-1} \Delta t^{H-1}}{2 \widehat{\sigma} \sqrt{T-t}} (T-t) \Phi'(d_1) - S_t e^{-r_f(T-t)} \frac{\widehat{\sigma}}{2 \sqrt{T-t}} \Phi'(d_1), \tag{2.14}$$

$$\Gamma = \frac{\partial^2 C}{\partial S_t^2} = e^{-r_f(T-t)} \frac{\Phi'(d_1)}{S_t \widehat{\sigma} \sqrt{T-t}}, \tag{2.15}$$

$$\vartheta_{\widehat{\sigma}} = \frac{\partial C}{\partial \widehat{\sigma}} = S_t e^{-r_f(T-t)} \sqrt{T-t} \Phi'(d_1). \tag{2.16}$$

Remark 2.2. The modified volatility without transaction costs ($k = 0$) is given by

$$\widehat{\sigma}^2 = \sigma^2 \left[\left(\frac{t^{\alpha-1}}{\Gamma(\alpha)} \right)^{2H} \Delta t^{2H-1} \right], \tag{2.17}$$

specially if $\alpha \uparrow 1$,

$$\widehat{\sigma}^2 = \sigma^2 \Delta t^{2H-1}, \tag{2.18}$$

which is consistent with the result in Necula (2002).

Furthermore, from Equation (2.18), if $H \downarrow \frac{1}{2}$, then $\widehat{\sigma}^2 = \sigma^2$, which is according to the results with the $G - K$ model (Garman & Kohlhagen, 1983).

Letting $\alpha \uparrow 1$, from Equation (2.9), we obtain

Remark 2.3. The modified volatility under transaction costs is given by

$$\widehat{\sigma}^2 = \sigma^2 \left[\Delta t^{2H-1} + \sqrt{\frac{2}{\pi}} \frac{k}{\sigma} \Delta t^{H-1} \right], \tag{2.19}$$

that is in line with the findings in Wang (2010).

3. Empirical studies

The objective of this section is to obtain the minimal price of an option with transaction costs and to show the impact of time scaling Δt , transaction costs k , and subordinator parameter α on the subdiffusive FBS model. Moreover, in the last part, we compute the currency option prices using our model and make comparisons with the results of the $G - K$ and FBS models.

As $\frac{k}{\sigma} < \sqrt{\frac{2}{\pi}}$ often holds (for example: $\sigma = 0.1, k = 0.01$), from Equation (2.9), we have

$$\begin{aligned} \frac{\widehat{\sigma}^2}{\sigma^2} &= \left(\frac{t^{\alpha-1}}{\Gamma(\alpha)} \right)^{2H} \Delta t^{2H-1} + \sqrt{\frac{2}{\pi}} \frac{k}{\sigma} \left(\frac{t^{\alpha-1}}{\Gamma(\alpha)} \right)^H \Delta t^{H-1} \\ &\geq 2 \left(\frac{t^{\alpha-1}}{\Gamma(\alpha)} \right)^{\frac{3}{2}H} \Delta t^{\frac{3}{2}H-1} \left(\frac{2}{\pi} \right)^{\frac{1}{4}} \left(\frac{k}{\sigma} \right)^{\frac{1}{2}}, \end{aligned} \tag{3.1}$$

where $H > \frac{1}{2}$. Then, the minimal volatility $\hat{\sigma}_{min}$ is $\sqrt{2}\sigma\left(\frac{t^{\alpha-1}}{\Gamma(\alpha)}\right)^{\frac{1}{2}}\left(\frac{2}{\pi}\right)^{\frac{1}{2}-\frac{1}{4H}}\left(\frac{k}{\sigma}\right)^{1-\frac{1}{2H}}$ as $\Delta t = \left(\frac{t^{\alpha-1}}{\Gamma(\alpha)}\right)^{-1}\left(\frac{2}{\pi}\right)^{\frac{1}{2H}}\left(\frac{k}{\sigma}\right)^{\frac{1}{H}}$. Thus, the minimal price of an option under transaction costs is represented as $C_{min}(t, S_t)$ with $\hat{\sigma}_{min}$ in Equation (2.8).

Moreover, the option rehedging time interval for traders to take is $\Delta t = \left(\frac{t^{\alpha-1}}{\Gamma(\alpha)}\right)^{-1}\left(\frac{2}{\pi}\right)^{\frac{1}{2H}}\left(\frac{k}{\sigma}\right)^{\frac{1}{H}}$. The minimal price $C_{min}(t, S_t)$ can be used as the actual price of an option.

In particular, as $\Delta t < 1, \alpha \in (\frac{1}{2}, 1)$ and $\frac{\partial C}{\partial \sigma} = S_t e^{-r_f(T-t)} \frac{\sqrt{T-t}}{\sqrt{2\pi}} e^{-\frac{d^2}{2}} > 0$,

$$\begin{aligned} \frac{\partial \hat{\sigma}}{\partial H} &= \sigma \left[2 \left(\frac{t^{\alpha-1}}{\Gamma(\alpha)} \right)^{2H} \Delta t^{2H-1} + \sqrt{\frac{2}{\pi}} \frac{k}{\sigma} \left(\frac{t^{\alpha-1}}{\Gamma(\alpha)} \right)^H \Delta t^{H-1} \right] \left[\ln \left(\frac{t^{\alpha-1}}{\Gamma(\alpha)} \right) + \ln \Delta t \right] \\ &\quad \times 2 \left[\left(\frac{t^{\alpha-1}}{\Gamma(\alpha)} \right)^{2H} \Delta t^{2H-1} + \sqrt{\frac{2}{\pi}} \frac{k}{\sigma} \left(\frac{t^{\alpha-1}}{\Gamma(\alpha)} \right)^H \Delta t^{H-1} \right]^{-\frac{1}{2}} \\ &= \left[2 \left(\frac{t^{\alpha-1}}{\Gamma(\alpha)} \right)^{2H} \Delta t^{2H-1} + \sqrt{\frac{2}{\pi}} \frac{k}{\sigma} \left(\frac{t^{\alpha-1}}{\Gamma(\alpha)} \right)^H \Delta t^{H-1} \right] \\ &\quad \times \frac{\sigma^2 \left[\ln \left(\frac{t^{\alpha-1}}{\Gamma(\alpha)} \right) + \ln \Delta t \right]}{2\hat{\sigma}} < 0, \end{aligned} \tag{3.2}$$

and $\frac{\partial C}{\partial H} = \frac{\partial C}{\partial \hat{\sigma}} \frac{\partial \hat{\sigma}}{\partial H}$, then we have

$$\frac{\partial C}{\partial H} < 0 \quad \text{as } H \in \left(\frac{1}{2}, 1 \right), \tag{3.3}$$

which displays that an increasing Hurst exponent comes along with a decrease of the option value (see Figure 2).

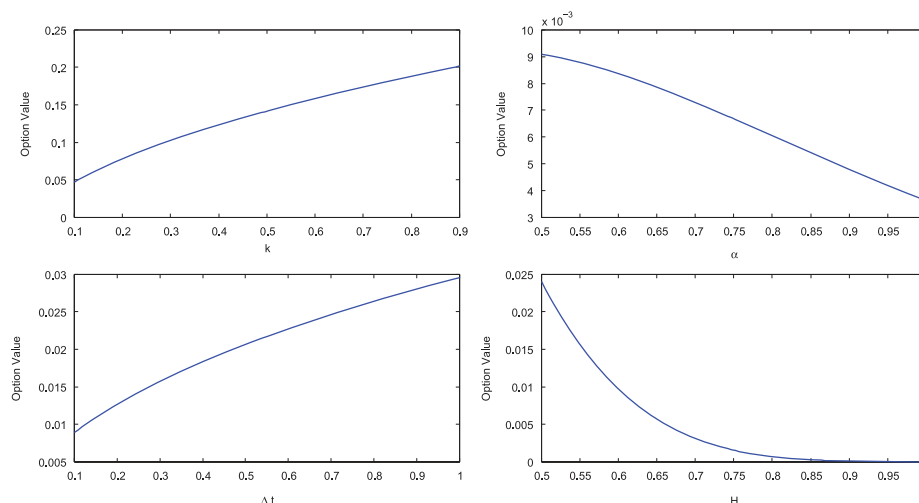
On the other hand, if $H \downarrow \frac{1}{2}$, then

$$\hat{\sigma}_{min} = \sqrt{2}\sigma\left(\frac{t^{\alpha-1}}{\Gamma(\alpha)}\right)^{\frac{1}{2}}\left(\frac{2}{\pi}\right)^{\frac{1}{2}-\frac{1}{4H}}\left(\frac{k}{\sigma}\right)^{1-\frac{1}{2H}} \rightarrow \sigma\sqrt{2}\left(\frac{t^{\alpha-1}}{\Gamma(\alpha)}\right) \tag{3.4}$$

and if $\alpha \uparrow 1$, then $\hat{\sigma}_{min} \rightarrow \sqrt{2}\sigma$ as $H \downarrow \frac{1}{2}$.

In addition, if $H \downarrow \frac{1}{2}$

Figure 2. Call currency option values.



$$\Delta t = \left(\frac{t^{\alpha-1}}{\Gamma(\alpha)}\right)^{-1} \left(\frac{2}{\pi}\right)^{\frac{1}{2H}} \left(\frac{k}{\sigma}\right)^{\frac{1}{H}} \rightarrow \left(\frac{t^{\alpha-1}}{\Gamma(\alpha)}\right)^{-1} \left(\frac{2}{\pi}\right) \left(\frac{k}{\sigma}\right)^2, \tag{3.5}$$

and if $\alpha \uparrow 1$, then $\Delta t \rightarrow \left(\frac{2}{\pi}\right) \left(\frac{k}{\sigma}\right)^2$ as $H \downarrow \frac{1}{2}$.

Lux and Marchesi (1999) have shown that Hurst exponent $H = 0.51 \pm 0.004$ in some cases, so Equations (3.4) and (3.5) have a practical application in option pricing. For example: if $H \downarrow \frac{1}{2}$, $\alpha \uparrow 1$, $k = 2\%$ and $\sigma = 20\%$, then $\hat{\sigma}_{min} \rightarrow \frac{\sqrt{2}}{20}$, and $\Delta t \rightarrow \frac{0.02}{\pi}$; and if $H \uparrow \frac{1}{2}$, $\alpha \uparrow 1$, $k = 0.2\%$ and $\sigma = 20\%$, then $\hat{\sigma}_{min} \rightarrow \frac{\sqrt{2}}{20}$, and $\Delta t \rightarrow \frac{2}{\pi} \times 10^{-4}$.

In the following, we investigate the impact of scaling and long-range dependence on option pricing. It is well known that Mantegna and Stanley (1995) introduced the method of scaling invariance from the complex science into the economic systems for the first time. Since then, a lot of research for scaling laws in finance has begun. If $H = \frac{1}{2}$ and $k = 0$, from Equation (2.9), we know that $\hat{\sigma}^2 = \sigma^2 \left(\frac{t^{\alpha-1}}{\Gamma(\alpha)}\right)$ shows that fractal scaling Δt has not any impact on option pricing if a mean self-financing delta-hedging strategy is applied in a discrete time setting, while subordinator parameter β has remarkable impact on option pricing in this case. In particular, from Equations (3.4) and (3.5), we know that $\hat{\sigma}_{min} \rightarrow \sigma \sqrt{2 \left(\frac{t^{\alpha-1}}{\Gamma(\alpha)}\right)}$ as $H \approx \frac{1}{2}$ and $\Delta t \rightarrow \left(\frac{t^{\alpha-1}}{\Gamma(\alpha)}\right)^{-1} \left(\frac{2}{\pi}\right) \left(\frac{k}{\sigma}\right)^2$, as $H \approx \frac{1}{2}$. Therefore, $C_{min}(t, S_t)$ is approximately scaling free with respect to the parameter k , if $H \approx \frac{1}{2}$, but is scaling dependent with respect to subordinator parameter α . However, $\Delta t \rightarrow \left(\frac{t^{\alpha-1}}{\Gamma(\alpha)}\right)^{-1} \left(\frac{2}{\pi}\right) \left(\frac{k}{\sigma}\right)^2$, is scaling dependent with respect to parameters k and α , if $H \approx \frac{1}{2}$. On the other hand, if $H > \frac{1}{2}$ and $k = 0$, from Equation (2.17), we know that $\hat{\sigma}^2 = \sigma^2 \left[\left(\frac{t^{\alpha-1}}{\Gamma(\alpha)}\right)^{2H} \Delta t^{2H-1} \right]$, which displays that the fractal scaling Δt and subordinator parameter α have a significant impact on option pricing. Furthermore, for $k \neq 0$, from Equation (2.8), we know that option pricing is scaling dependent in general.

Now, we present the values of currency call option using subdiffusive *FBS* model for different parameters. For the sake of simplicity, we will just consider the out-of-the-money case. Indeed, using the same method, one can also discuss the remaining cases: in-the-money and at-the-money. First, the prices of our subdiffusive *FBS* model are investigated for some Δt and prices for different exponent parameters. The prices of the call currency option versus its parameters $H, \Delta t, \alpha$ and k are revealed in Figure 2. The selected parameters are $S_t = 1.4$, $K = 1.5$, $\sigma = 0.1$, $r_d = 0.03$, $r_f = 0.02$, $T = 1$, $t = 0.1$, $\Delta t = 0.01$, $k = 0.01$, $H = 0.8$, $\alpha = 0.9$. Figure 2 indicates that the option price is an increasing function of k and Δt , while it is a decreasing function of H and α .

For a detailed analysis of our model, the prices calculated by the $G - K$, *FBS* and subdiffusive *FBS* models are compared for both out-of-the-money and in-the-money cases. The following parameters are chosen: $S_t = 1.2$, $\sigma = 0.5$, $r_d = 0.05$, $r_f = 0.01$, $t = 0.1$, $\Delta t = 0.01$, $k = 0.001$, and $H = 0.8$, along with time maturity $T \in [0.1, 2]$, strike price $K \in [0.8, 1.19]$ for the in-the-money case and $K \in [1.21, 1.4]$ for the out-of-the-money case. Figures 3 and 4 show the theoretical values difference by the $G - K$, *FBS*, and our subdiffusive *FBS* models for the in-the-money and out-of-the-money, respectively. As indicated in these figures, the values computed by our subdiffusive *FBS* model are better fitted to the $G - K$ values than the *FBS* model for both in-the-money and out-of-the-money cases. Hence, when compared to these figures, our subdiffusive *FBS* model seems reasonable.

4. Conclusion

Without using the arbitrage argument, in this paper, we derive a European currency option pricing model with transaction costs to capture the behavior of the spot exchange rate price, where the

Figure 3. Relative difference between the $G - K$, FBS , and subdiffusive FBS models for the in-the-money case.

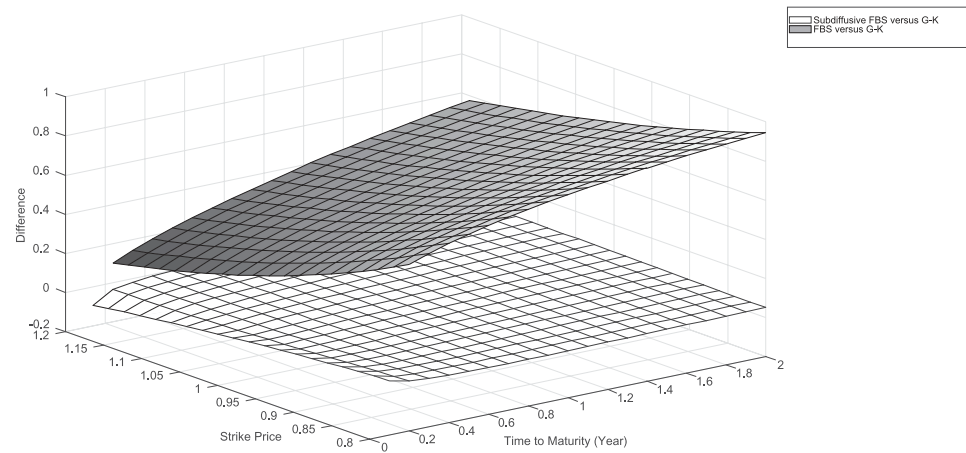
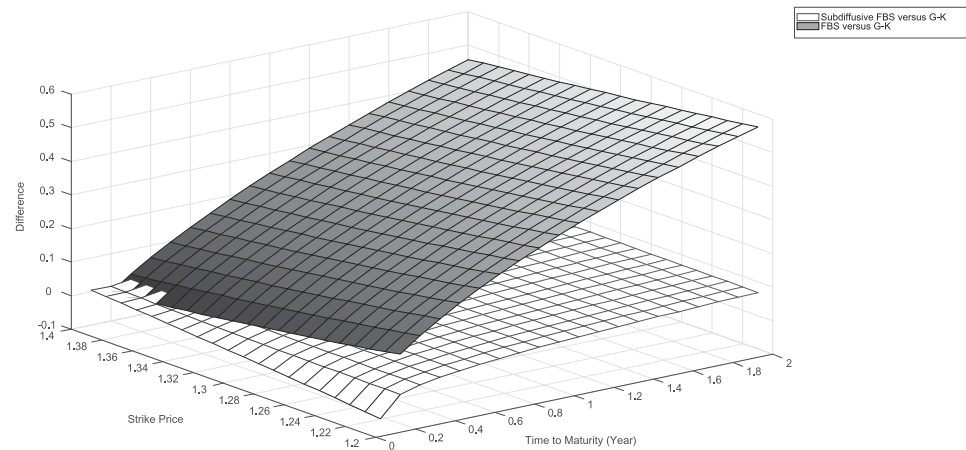


Figure 4. Relative difference between the $G - K$, FBS , and subdiffusive FBS models for the out-of-the-money case.



spot exchange rate follows a subdiffusive FBS with transaction costs. In discrete time case, we show that the time scaling Δt and the Hurst exponent H play an important role in option pricing with or without transaction costs and option pricing is scaling dependent. In particular, the minimal price of an option under transaction costs is obtained.

Acknowledgments

I would like to thank the referees and the editor for their careful reading and their valuable comments.

Funding

The author received no direct funding for this research. This paper is supported by the university of Vaasa, Finland.

Author details

Foad Shokrollahi¹
 E-mail: foad.shokrollahi@uva.fi
¹ Department of Mathematics and Statistics, University of Vaasa, P.O. Box 700, FIN-65101 Vaasa, Finland.

Citation information

Cite this article as: Subdiffusive fractional Black–Scholes model for pricing currency options under transaction costs, Foad Shokrollahi, *Cogent Mathematics & Statistics* (2018), 5: 1470145.

References

Borovkov, K., Mishura, Y., Novikov, A., & Zhitlukhin, M. (2018). New and refined bounds for expected maxima of fractional Brownian motion. *Statistics & Probability Letters*, 137, 142–147. doi:10.1016/j.spl.2018.01.025

Cheridito, P. (2003). Arbitrage in fractional Brownian motion models. *Finance and Stochastics*, 7(4), 533–553. doi:10.1007/s007800300101

Dai, Q., & Singleton, K. J. (2000). Specification analysis of affine term structure models. *The Journal of Finance*, 55(5), 1943–1978. doi:10.1111/0022-1082.00278

Ekvall, N., Jennergren, L. P., & Näslund, B. (1997). Currency option pricing with mean reversion and uncovered interest parity: A revision of the Garman-Kohlhagen model. *European Journal of Operational Research*, 100(1), 41–59. doi:10.1016/S0377-2217(95)00366-5

Garman, M. B., & Kohlhagen, S. W. (1983). Foreign currency option values. *Journal of International Money and Finance*, 2(3), 321–329.

- Finance*, 2(3), 231–237. doi:10.1016/S0261-5606(83)80001-1
- Gu, H., Liang, J.-R., & Zhang, Y.-X. (2012). Time-changed geometric fractional Brownian motion and option pricing with transaction costs. *Physica A: Statistical Mechanics and Its Applications*, 391(15), 3971–3977. doi:10.1016/j.physa.2012.03.020
- Guo, Z. (2017). Option pricing under the merton model of the short rate in subdiffusive Brownian motion regime. *Journal of Statistical Computation and Simulation*, 87(3), 519–529. doi:10.1080/00949655.2016.1218880
- Guo, Z., & Yuan, H. (2014). Pricing European option under the time-changed mixed Brownian-fractional Brownian model. *Physica A: Statistical Mechanics and Its Applications*, 406, 73–79. doi:10.1016/j.physa.2014.03.032
- Ho, T. S., Stapleton, R. C., & Subrahmanyam, M. G. (1995). Correlation risk, cross-market derivative products and portfolio performance. *European Financial Management*, 1(2), 105–124. doi:10.1111/j.1468-036X.1995.tb00011.x
- Janczura, J., Orzeł, S., & Wytomańska, A. (2011). Subordinated α -stable Ornstein–Uhlenbeck process as a tool for financial data description. *Physica A: Statistical Mechanics and Its Applications*, 390(23–24), 4379–4387. doi:10.1016/j.physa.2011.07.007
- Janicki, A., & Weron, A. (1993). *Simulation and chaotic behavior of alpha-stable stochastic processes* (Vol. 178). CRC Press.
- Janicki, A., & Weron, A. (1995). Simulation and chaotic behaviour of α -stable stochastic processes. *Journal of the Royal Statistical Society-Series A Statistics in Society*, 158(2), 339.
- Karipova, G., & Magdziarz, M. (2017). Pricing of basket options in subdiffusive fractional Black–Scholes model. *Chaos, Solitons & Fractals*, 102, 245–253. doi:10.1016/j.chaos.2017.05.013
- Kumar, A., Wytomańska, A., Poloczański, R., & Sundar, S. (2017). Fractional Brownian motion time-changed by gamma and inverse gamma process. *Physica A: Statistical Mechanics and Its Applications*, 468, 648–667. doi:10.1016/j.physa.2016.10.060
- Lux, T., & Marchesi, M. (1999). Scaling and criticality in a stochastic multi-agent model of a financial market. *Nature*, 397(6719), 498–500. doi:10.1038/17290
- Magdziarz, M. (2009a). Black–Scholes formula in subdiffusive regime. *Journal of Statistical Physics*, 136(3), 553–564. doi:10.1007/s10955-009-9791-4
- Magdziarz, M. (2009b). Langevin picture of subdiffusion with infinitely divisible waiting times. *Journal of Statistical Physics*, 135(4), 763–772. doi:10.1007/s10955-009-9751-z
- Magdziarz, M. (2009c). Stochastic representation of subdiffusion processes with time-dependent drift. *Stochastic Processes and Their Applications*, 119(10), 3238–3252. doi:10.1016/j.spa.2009.05.006
- Magdziarz, M. (2010). Path properties of subdiffusion martingale approach. *Stochastic Models*, 26(2), 256–271. doi:10.1080/15326341003756379
- Magdziarz, M., Weron, A., & Weron, K. (2007). Fractional Fokker–Planck dynamics: Stochastic representation and computer simulation. *Physical Review E*, 75(1), 016708. doi:10.1103/PhysRevE.75.016708
- Montegna, R. N., Stanley, H. E. (1995). Scaling behaviour in the dynamics of an economic index. *Nature*, 376(6535), 46–49. doi:10.1038/376046a0
- Mastinšek, M. (2006). Discrete-time delta hedging and the Black–Scholes model with transaction costs. *Mathematical Methods of Operations Research*, 64(2), 227–236. doi:10.1007/s00186-006-0086-0
- Metzler, R., & Klafter, J. (2000). The random walk's guide to anomalous diffusion: A fractional dynamics approach. *Physics Reports*, 339(1), 1–77. doi:10.1016/S0370-1573(00)00070-3
- Necula, C. (2002). Option pricing in a fractional Brownian motion environment. Available at SSRN 1286833.
- Piryatinska, A., Saichev, A., & Woyczynski, W. (2005). Models of anomalous diffusion: The subdiffusive case. *Physica A: Statistical Mechanics and Its Applications*, 349(3–4), 375–420. doi:10.1016/j.physa.2004.11.003
- Scalas, E., Gorenflo, R., & Mainardi, F. (2000). Fractional calculus and continuous-time finance. *Physica A: Statistical Mechanics and Its Applications*, 284(1–4), 376–384. doi:10.1016/S0378-4371(00)00255-7
- Shokrollahi, F., & Kılıçman, A. (2014). Delta-hedging strategy and mixed fractional Brownian motion for pricing currency option. *Mathematical Problems in Engineering*, 501, 718768.
- Shokrollahi, F., & Kılıçman, A. (2014). Pricing currency option in a mixed fractional Brownian motion with jumps environment. *Mathematical Problems in Engineering*, 2014, 1–13. doi:10.1155/2014/858210
- Shokrollahi, F., & Sottinen, T. (2017). Hedging in fractional Black–Scholes model with transaction costs. *Statistics & Probability Letters*, 130, 85–91. doi:10.1016/j.spl.2017.07.014
- Sottinen, T., & Valkeila, E. (2003). On arbitrage and replication in the fractional Black–Scholes pricing model. *Statistics & Decisions/International Mathematical Journal for Stochastic Methods and Models*, 21(2/2003), 93–108.
- Wang, X.-T. (2010). Scaling and long-range dependence in option pricing I: Pricing European option with transaction costs under the fractional Black–Scholes model. *Physica A: Statistical Mechanics and Its Applications*, 389(3), 438–444. doi:10.1016/j.physa.2009.09.041
- Wang, X.-T., Zhu, E.-H., Tang, -M.-M., & Yan, H.-G. (2010). Scaling and long-range dependence in option pricing II: Pricing European option with transaction costs under the mixed Brownian–fractional Brownian model. *Physica A: Statistical Mechanics and Its Applications*, 389(3), 445–451. doi:10.1016/j.physa.2009.09.043
- Xiao, W.-L., Zhang, W.-G., Zhang, X.-L., & Wang, Y.-L. (2010). Pricing currency options in a fractional Brownian motion with jumps. *Economic Modelling*, 27(5), 935–942. doi:10.1016/j.econmod.2010.05.010
- Yang, Z. (2017). A new factorization of American fractional lookback option in a mixed jump-diffusion fractional Brownian motion environment. *Journal of Modeling and Optimization*, 9(1), 53–68.

Appendix

Proof of Theorem 2.1. The movement of S_t on time interval $[t, t + \Delta t]$ of length Δt is

$$\begin{aligned} \Delta S_t &= S_{t+\Delta t} - S_t = S_t(e^{(r_d-r_f)\Delta T_\alpha(t) + \sigma\Delta W_{\alpha,H}(t)} - 1) \\ &= S_t((r_d - r_f)\Delta T_\alpha(t) + \sigma\Delta W_{\alpha,H}(t) \\ &\quad + \frac{1}{2}((r_d - r_f)\Delta T_\alpha(t) + \sigma\Delta W_{\alpha,H}(t))^2) \\ &\quad + \frac{1}{6}S_t e^{\theta((r_d-r_f)\Delta T_\alpha(t) + \sigma\Delta W_{\alpha,H}(t))} \\ &\quad \times ((r_d - r_f)\Delta T_\alpha(t) + \sigma\Delta W_{\alpha,H}(t))^3, \end{aligned} \tag{4.1}$$

here $\theta = \theta(t, \Delta t) \in (0, 1)$ is a random variable corresponding to process S_t .

Based on Lemmas 2.1 and 2.2 of Gu et al. (2012), we can get

$$\begin{aligned} ((r_d - r_f)\Delta T_\alpha(t) + \sigma\Delta W_{\alpha,H}(t))^2 &= (o(\Delta t^{\alpha-\varepsilon}) + o(\Delta t^{\alpha H-\varepsilon}))^2 \\ &= o(\Delta t^{\alpha + \alpha H - 2\varepsilon}) + o(\Delta t^{2\alpha H - 2\varepsilon}), \end{aligned} \tag{4.2}$$

$$\begin{aligned} e^{\theta((r_d-r_f)\Delta T_\alpha(t) + \sigma\Delta W_{\alpha,H}(t))} &((r_d - r_f)\Delta T_\alpha(t) + \sigma\Delta W_{\alpha,H}(t))^3 \\ &= o(\Delta t^{3\alpha-3\varepsilon}) + o(\Delta t^{2\alpha + \alpha H - 3\varepsilon}) + o(\Delta t^{2\alpha H + \alpha - 3\varepsilon}) + o(\Delta t^{3\alpha-3\varepsilon}) \\ &= o(\Delta t^{3\alpha H - 3\varepsilon}), \end{aligned} \tag{4.3}$$

$$o(\Delta t^{\alpha + \alpha H - 2\varepsilon}) + o(\Delta t^{3\alpha H - 3\varepsilon}) = o(\Delta t^{\alpha + \alpha H - 2\varepsilon}). \tag{4.4}$$

From the above equations, Equation (4.1) can be rewritten as follows

$$\begin{aligned} \Delta S_t &= (r_d - r_f)S_t\Delta T_\alpha(t) + \sigma S_t\Delta W_{\alpha,H}(t) \\ &\quad + \frac{1}{2}\sigma^2 S_t(\Delta W_{\alpha,H}(t))^2 + o(\Delta t^{\alpha + \alpha H - 2\varepsilon}). \end{aligned} \tag{4.5}$$

By the assumption $\alpha H + \alpha > 1$, we obtain

$$\Delta S_t = (r_d - r_f)S_t\Delta T_\alpha(t) + \sigma S_t\Delta W_{\alpha,H}(t) \tag{4.6}$$

Applying the Taylor expansion to $C(t, S_t)$, we have

$$\begin{aligned} \Delta C(t, S_t) &= \frac{\partial C}{\partial t}\Delta t + \frac{\partial C}{\partial S_t}\Delta S_t + \frac{1}{2}\frac{\partial^2 C}{\partial S_t^2}\Delta S_t^2 \\ &\quad + \frac{1}{2}\frac{\partial^2 C}{\partial t^2}\Delta t^2 + \frac{\partial^2 C}{\partial S_t\partial t}\Delta t\Delta S_t + o(\Delta t^{3\alpha H - \varepsilon}) \\ &= \frac{\partial C}{\partial t}\Delta t + \frac{\partial C}{\partial S_t}\Delta S_t + \frac{1}{2}\frac{\partial^2 C}{\partial S_t^2}\Delta S_t^2 + o(\Delta t) \\ &= \frac{\partial C}{\partial t}\Delta t + (r_d - r_f)S_t\frac{\partial C}{\partial S_t}\Delta T_\alpha(t) + \sigma S_t\frac{\partial C}{\partial S_t}\Delta W_{\alpha,H}(t) \\ &\quad + \frac{1}{2}\sigma^2 S_t\frac{\partial C}{\partial S_t}(\Delta W_{\alpha,H}(t))^2 \\ &\quad + \frac{1}{2}\sigma^2 S_t^2\frac{\partial^2 C}{\partial S_t^2}(\Delta W_{\alpha,H}(t))^2 + o(\Delta t). \end{aligned} \tag{4.7}$$

From Equations (4.1)-(4.5), we obtain that $\frac{\partial^2 C}{\partial S_t^2}, \frac{\partial^3 C}{\partial S_t^3}, \frac{\partial^2 C}{\partial C\partial t}$ is $o(\Delta t^{1-(1-H)\alpha-\varepsilon})$ and

$$\Delta \left(\frac{\partial C}{\partial S_t} \right) = \frac{\partial^2 C}{\partial S_t \partial t} \Delta t + \frac{\partial^2 C}{\partial S_t^2} \Delta S_t + \frac{1}{2} \frac{\partial^3 C}{\partial S_t^3} \Delta S_t^2 + o(\Delta t), \tag{4.8}$$

and

$$\left| \Delta \left(\frac{\partial C}{\partial S_t} \right) \right| \cdot S_{t+\Delta t} = \sigma S_t^2 \left| \frac{\partial^2 C}{\partial S_t^2} \right| |\Delta W_{\alpha, H}(t)| + o(\Delta t). \tag{4.9}$$

Moreover, from assumptions (iii) and (iv), it is found that the change in the value of portfolio Π_t is

$$\begin{aligned} \Delta \Pi_t &= U_t(\Delta S_t + r_f S_t \Delta t) + \Delta F_t - \frac{k}{2} |\Delta U_t| S_{t+\Delta t} \\ &= U_t(\Delta S_t + r_f S_t \Delta t) + r_d F_t \Delta t \\ &\quad - \frac{k}{2} |\Delta U_t| S_{t+\Delta t} + o(\Delta t), \end{aligned} \tag{4.10}$$

where the number of bonds U_t is constant during time-step Δt . From assumption (v), $C(t, S_t)$ is replicated by portfolio $\Pi(t)$. Thus, at time points $\Delta t, 2\Delta t, 3\Delta t, \dots$, we have $C(t, S_t) = U_t S_t + F_t$ and $U_t = \frac{\partial C}{\partial S_t}$. Therefore, according to Equations (4.5)–(4.10), we have

$$\begin{aligned} \Delta \Pi &= \frac{\partial C}{\partial S_t} \left[(r_d - r_f) S_t \Delta T_\alpha(t) + \sigma S_t \Delta W_{\alpha, H}(t) + \frac{1}{2} \sigma^2 S_t (\Delta W_{\alpha, H}(t))^2 + r_f S_t \Delta t \right] \\ &\quad + r_d F_t \Delta t - \frac{k}{2} \left| \Delta \left(\frac{\partial C}{\partial S_t} \right) \right| \cdot S_{t+\Delta t} + o(\Delta t) \\ &= \frac{\partial C}{\partial S_t} \left[(r_d - r_f) S_t \Delta T_\alpha(t) + \sigma S_t \Delta W_{\alpha, H}(t) + \frac{1}{2} \sigma^2 S_t (\Delta W_{\alpha, H}(t))^2 + r_f S_t \Delta t \right] \\ &\quad + \left(C(t, S_t) - S_t \frac{\partial C}{\partial S_t} \right) r_d \Delta t - \frac{k}{2} \sigma S_t^2 \left| \frac{\partial^2 C}{\partial S_t^2} \right| \Delta W_{\alpha, H}(t) + o(\Delta t). \end{aligned} \tag{4.11}$$

Consequently,

$$\begin{aligned} \Delta \Pi - \Delta C &= \left(r_d C - (r_d - r_f) S_t \frac{\partial C}{\partial S_t} - \frac{\partial C}{\partial t} \right) \Delta t - \frac{1}{2} \sigma^2 S_t^2 \frac{\partial^2 C}{\partial S_t^2} (\Delta W_{\alpha, H}(t))^2 \\ &\quad - \frac{k}{2} \sigma S_t^2 \left| \frac{\partial^2 C}{\partial S_t^2} \right| \Delta W_{\alpha, H}(t) + o(\Delta t). \end{aligned} \tag{4.12}$$

The time subscript, t , has been suppressed. As expected, using Equation (4.12), (iv), Remark 2.1, and (4.13), we infer

$$\begin{aligned} E(\Delta \Pi - \Delta C) &= \left(r_d C - (r_d - r_f) S_t \frac{\partial C}{\partial S_t} - \frac{\partial C}{\partial t} \right) \Delta t \\ &\quad - \frac{1}{2} \left[\frac{t^{\alpha-1}}{\Gamma(\alpha)} \right]^{2H} \Delta t^{2H} \sigma^2 S_t^2 \frac{\partial^2 C}{\partial S_t^2} - \frac{1}{2} \sqrt{\frac{2}{\pi}} k \sigma S_t^2 \left[\frac{t^{\alpha-1}}{\Gamma(\alpha)} \right]^H \Delta t^H \left| \frac{\partial^2 C}{\partial S_t^2} \right| \\ &= \left(r_d C - (r_d - r_f) S_t \frac{\partial C}{\partial S_t} - \frac{\partial C}{\partial t} - \frac{1}{2} \left[\frac{t^{\alpha-1}}{\Gamma(\alpha)} \right]^{2H} \Delta t^{2H-1} \sigma^2 S_t^2 \frac{\partial^2 C}{\partial S_t^2} \right. \\ &\quad \left. - \frac{1}{2} \sqrt{\frac{2}{\pi}} k \sigma S_t^2 \left[\frac{t^{\alpha-1}}{\Gamma(\alpha)} \right]^H \Delta t^{H-1} \left| \frac{\partial^2 C}{\partial S_t^2} \right| \right) \Delta t = 0. \end{aligned} \tag{4.13}$$

Thus, from Equation (4.13), we can derive

$$r_d C = (r_d - r_f) S_t \frac{\partial C}{\partial S_t} + \frac{\partial C}{\partial t} + \frac{1}{2} \left[\frac{t^{\alpha-1}}{\Gamma(\alpha)} \right]^{2H} \Delta t^{2H-1} \sigma^2 S_t^2 \frac{\partial^2 C}{\partial S_t^2} + \frac{1}{2} \sqrt{\frac{2}{\pi}} k \sigma S_t^2 \left[\frac{t^{\alpha-1}}{\Gamma(\alpha)} \right]^H \Delta t^{H-1} \left| \frac{\partial^2 C}{\partial S_t^2} \right|. \tag{4.14}$$

We define $\hat{\sigma}^2(t)$ as follows:

$$\hat{\sigma}^2 = \sigma^2 \left(\left[\frac{t^{\alpha-1}}{\Gamma(\alpha)} \right]^{2H} \Delta t^{2H-1} + \sqrt{\frac{2}{\pi}} k \sigma^{-1} \left[\frac{t^{\alpha-1}}{\Gamma(\alpha)} \right]^H \Delta t^{H-1} \right). \tag{4.15}$$

where $\frac{\partial^2 C}{\partial S_t^2}$ is ever positive for the ordinary European currency call option without transaction costs, if the same conduct of $\frac{\partial^2 C}{\partial S_t^2}$ is postulated here and $\hat{\sigma}(t)$ remains fixed during the time-step $[t, \Delta t)$. Then, from Equations (4.14) and (4.15), we obtain

$$\frac{\partial C}{\partial t} + (r_d - r_f) S_t \frac{\partial C}{\partial S_t} + \frac{1}{2} \hat{\sigma}^2 S_t^2 \frac{\partial^2 C}{\partial S_t^2} - r_d C = 0. \tag{4.16}$$

Followed by

$$C = C(t, S_t) = S_t e^{-r_f(T-t)} \Phi(d_1) - K e^{-r_d(T-t)} \Phi(d_2), \tag{4.17}$$

and

$$d_1 = \frac{\ln\left(\frac{S_t}{K}\right) + (r_d - r_f)(T-t) + \frac{\hat{\sigma}^2(T-t)}{2}}{\hat{\sigma}\sqrt{T-t}}, \tag{4.18}$$

$$d_2 = d_1 - \hat{\sigma}\sqrt{T-t}.$$

Proof of Theorem 2.2. First, we derive a general formula. Let y be one of the influence factors. Thus

$$\frac{\partial C}{\partial y} = \frac{\partial S_t e^{-r_f(T-t)}}{\partial y} \Phi(d_1) + S_t e^{-r_f(T-t)} \frac{\partial \Phi(d_1)}{\partial y} - \frac{\partial K e^{-r_d(T-t)}}{\partial y} \Phi(d_2) - K e^{-r_d(T-t)} \frac{\partial \Phi(d_2)}{\partial y} \tag{4.19}$$

But

$$\begin{aligned} \frac{\partial \Phi(d_2)}{\partial y} &= \Phi'(d_2) \frac{\partial d_2}{\partial y} \\ &= \frac{1}{\sqrt{2\pi}} e^{-\frac{d_2^2}{2}} \frac{\partial d_2}{\partial y} \\ &= \frac{1}{\sqrt{2\pi}} \exp\left(-\frac{(d_1 - \hat{\sigma}\sqrt{T-t})^2}{2}\right) \frac{\partial d_2}{\partial y} \\ &= \frac{1}{\sqrt{2\pi}} e^{-\frac{d_1^2}{2}} \exp(d_1 \hat{\sigma}\sqrt{T-t}) \exp\left(-\frac{\hat{\sigma}^2(T-t)}{2}\right) \frac{\partial d_2}{\partial y} \\ &= \frac{1}{\sqrt{2\pi}} e^{-\frac{d_1^2}{2}} \exp\left(\ln\frac{S_t}{K} + (r_d - r_f)(T-t)\right) \frac{\partial d_2}{\partial y} \\ &= \frac{1}{\sqrt{2\pi}} e^{-\frac{d_1^2}{2}} \frac{S}{K} \exp((r_d - r_f)(T-t)) \frac{\partial d_2}{\partial y}. \end{aligned} \tag{4.20}$$

Then

$$\begin{aligned} \frac{\partial C}{\partial y} = & \frac{\partial S_t e^{-r_f(T-t)}}{\partial y} \Phi(d_1) - \frac{\partial K e^{-r_d(T-t)}}{\partial y} \Phi(d_2) \\ & + S_t e^{-r_f(T-t)} \Phi'(d_1) \frac{\partial \sigma \sqrt{T-t}}{\partial y}. \end{aligned} \tag{4.21}$$

Substituting in (4.21), we get the desired Greeks.



© 2018 The Author(s). This open access article is distributed under a Creative Commons Attribution (CC-BY) 4.0 license.

You are free to:

Share — copy and redistribute the material in any medium or format.

Adapt — remix, transform, and build upon the material for any purpose, even commercially.

The licensor cannot revoke these freedoms as long as you follow the license terms.

Under the following terms:

Attribution — You must give appropriate credit, provide a link to the license, and indicate if changes were made.

You may do so in any reasonable manner, but not in any way that suggests the licensor endorses you or your use.

No additional restrictions

You may not apply legal terms or technological measures that legally restrict others from doing anything the license permits.



Cogent Mathematics & Statistics (ISSN: 2574-2558) is published by Cogent OA, part of Taylor & Francis Group.

Publishing with Cogent OA ensures:

- Immediate, universal access to your article on publication
- High visibility and discoverability via the Cogent OA website as well as Taylor & Francis Online
- Download and citation statistics for your article
- Rapid online publication
- Input from, and dialog with, expert editors and editorial boards
- Retention of full copyright of your article
- Guaranteed legacy preservation of your article
- Discounts and waivers for authors in developing regions

Submit your manuscript to a Cogent OA journal at www.CogentOA.com

